



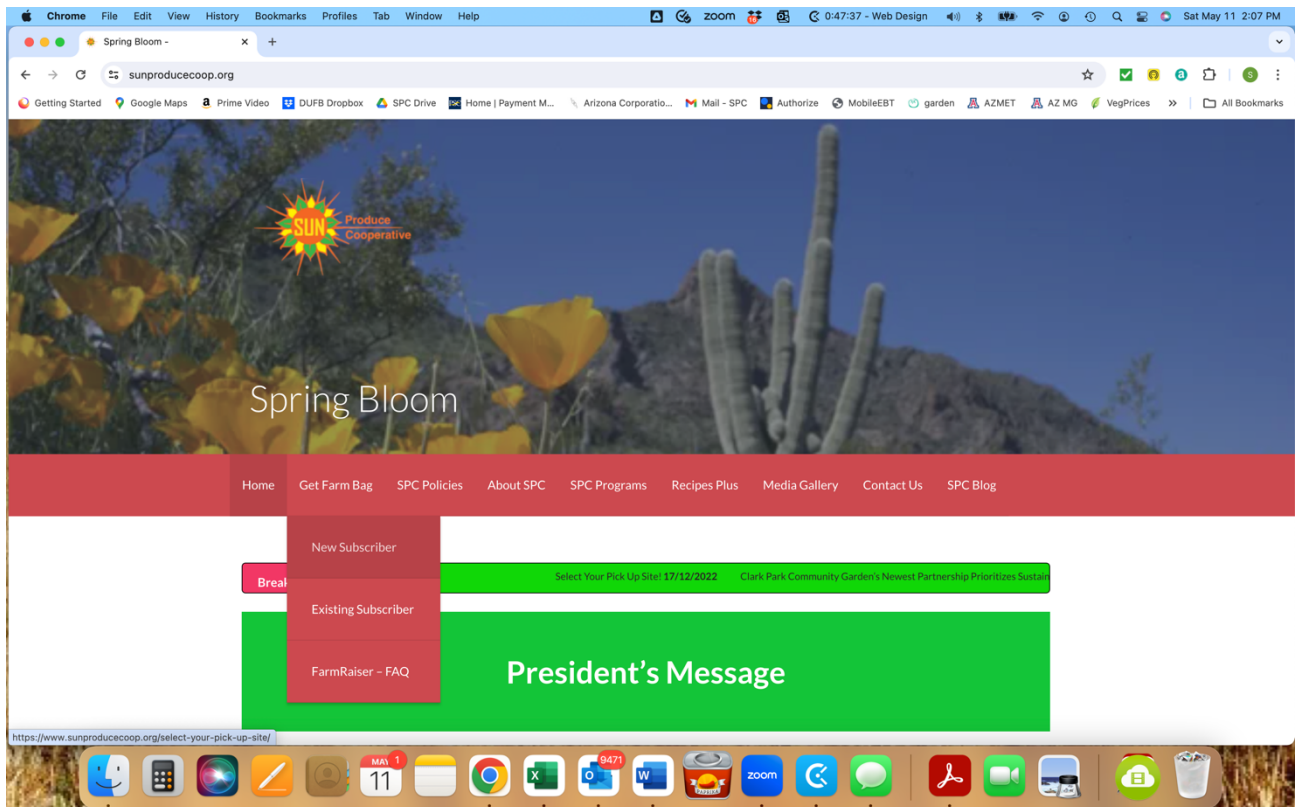
How to Sign Up for a Farm Bag

□

Step #1

Go to SunProduceCoop.org. (While you are on this page, please take a minute to read the Sun Produce Co-op Farm Bag program: Policies, Statement of Privacy, Terms and Conditions, and; Frequently Asked Questions!)

Step #2

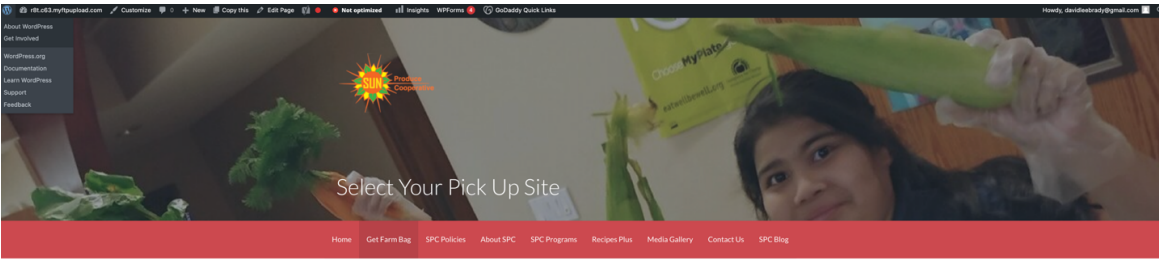


Click on the Get Farm Bag tab. Select the New Subscriber option. (If you are already enrolled in Sun's Farm Bag program, Select the Existing Subscriber option, enter your subscriber information and then you can select the Active Family Chiropractic site to start getting your produce bags from here. Follow the usual ordering steps).



How to Sign Up for a Farm Bag

Step #3 New Subscriber




Select Your Pick Up Site Below!

As a New Subscriber, you will be directed to the Select Your Pick-Up Site page. Scroll down the page until you find the Active Family Chiropractic site in the Tempe section. Select the "I Want this Site" button under the **Active Family Chiropractic site**.



Step #4 Login for a New Subscriber

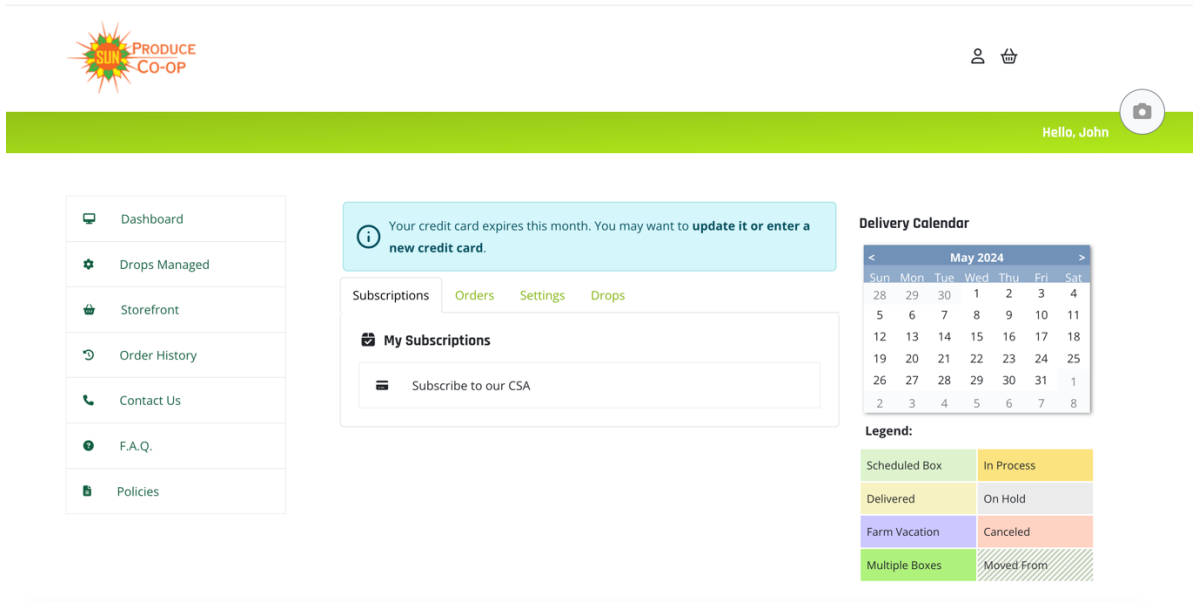
Click on the green "Sign Up for One" tab below Don't Have a Login Account Yet? Complete the form below and press the red "Create Login Account" tab.

	<h3>Create Login Account</h3> <p>Please give us your email address and a password to access your account in the future.</p> <p>First Name <input type="text"/></p> <p>Last Name <input type="text"/></p> <p>Email Address <input type="text"/></p> <p>New Password <input type="password"/></p> <p>Verify Password <input type="password"/></p> <p><input type="checkbox"/> I'm not a robot </p> <p>Create Account</p> <p><input checked="" type="checkbox"/> Sign up for updates and special offers</p>
--	--



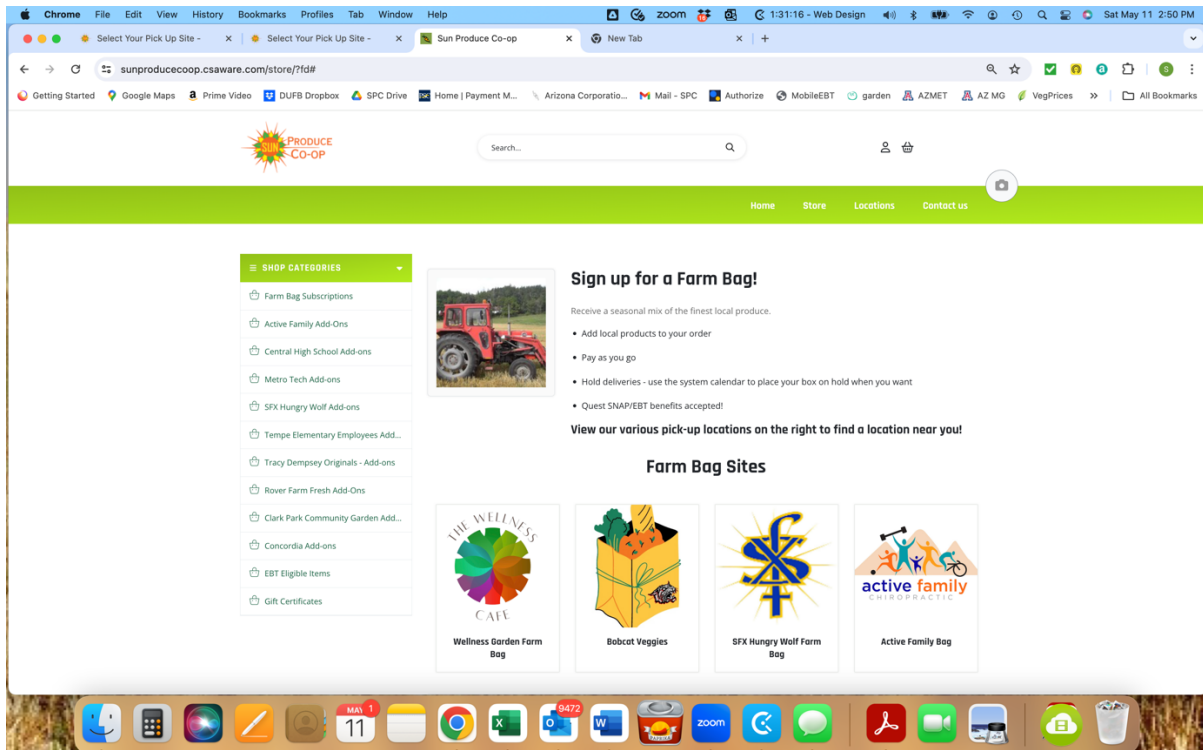
How to Sign Up for a Farm Bag

Step # 5 the Dashboard



Your Dashboard is your Active Family Chiropractic Farm Bag site landing page. (When convenient, take some time to familiarize yourself with its features.) Be sure to review both the tabs in the middle of the page and the Options Menu in the left column of the page. Select the Storefront tab from the left column menu.

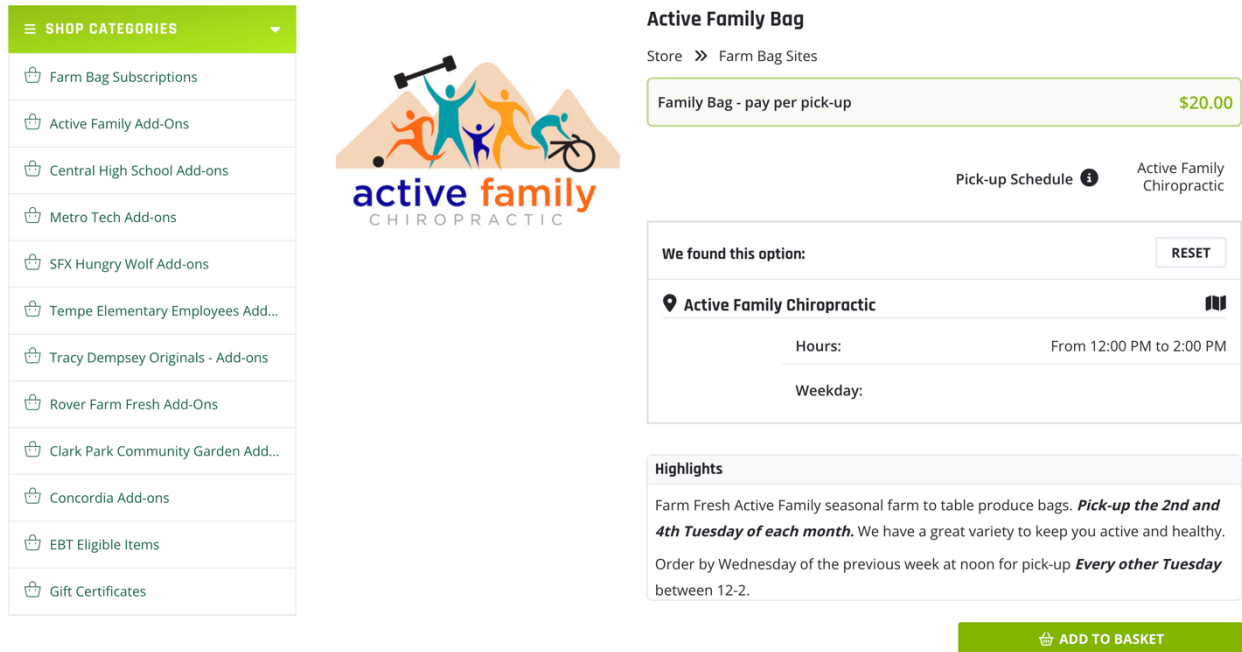
Step #6 Storefront



How to Sign Up for a Farm Bag

The available Farm Bag sites gallery will scroll from right to left. Select the Active Family Chiropractic logo.

Step #7 Choose your Farm Bag



SHOP CATEGORIES

- Farm Bag Subscriptions
- Active Family Add-Ons
- Central High School Add-ons
- Metro Tech Add-ons
- SFX Hungry Wolf Add-ons
- Tempe Elementary Employees Add...
- Tracy Dempsey Originals - Add-ons
- Rover Farm Fresh Add-Ons
- Clark Park Community Garden Add...
- Concordia Add-ons
- EBT Eligible Items
- Gift Certificates

Active Family Chiropractic

Store >> Farm Bag Sites

Family Bag - pay per pick-up **\$20.00**

Pick-up Schedule ⓘ Active Family Chiropractic

We found this option: RESET

Active Family Chiropractic

Hours: From 12:00 PM to 2:00 PM

Weekday:

Highlights

Farm Fresh Active Family seasonal farm to table produce bags. **Pick-up the 2nd and 4th Tuesday of each month.** We have a great variety to keep you active and healthy. Order by Wednesday of the previous week at noon for pick-up **Every other Tuesday** between 12-2.

ADD TO BASKET

Select the *Active Family Bag*. (One of the great features of this software is that you will only have to tell us when you DON'T want a bag! Otherwise, your subscription will auto-renew.) Once you have chosen your Farm Bag, click on the green "Add to Basket" button. If you don't see the "Add to Basket Button, it means you need to select a pick up site and day of pick up in the box just below the farm bag selection options. When you add your product, a pop-up will slide in from the right and display the contents of your cart.

If you want to add any Add-ons to an existing order, Select the Active Family Chiropractic. AddOns are in the Shop Categories menu of the left column.

If you are ready to check out, click the green "Checkout" button. You will be taken to the "Your Basket" page. Note: If you would like to order more than one produce bag per delivery, you will need to go through the ordering process again.



How to Sign Up for a Farm Bag

Step #8 Checkout



Your Basket

The next available date is Tuesday, Jul 23

Item	Price	Qty	
Active Family Bag (Family Bag) ▶ First Pick-up: Tuesday, Jul 23 ▶ Schedule: Active Family Chiropractic ▶ Pick up at: Active Family Chiropractic on Tuesdays	\$20.00	1	<input type="checkbox"/> \$20.00

Have a Coupon or Gift Cert?

How did you hear about us?

Cart Subtotal	\$20.00
Order Total	\$20.00

Once you are at “Your Basket” page, please note the next delivery date, and review what is in your basket. You may either “Continue Shopping” or click on “Checkout” at this point. Once, at checkout, you will enter your delivery and contact information. (You only have to do this one time). If everything is correct, click on Continue and you will be directed to enter payment information. Once this is in, you are all set to get your Active Family Chiropractic Farm Bag!

Step #9 Putting Deliveries on HOLD If you wish to place a future bag on hold, click the specific hold date on the Delivery Calendar, which is on the right side of the dashboard screen, then click the Hold Delivery button. Congratulations! Your bag for that delivery is now on hold. Please note, placing a future bag on hold does not cancel your subscription!

Step # 10 Cancelling a Subscription

While we hate to see you go, we understand you may want or need to cancel your subscription at some point. To cancel your subscription, log into your member dashboard, click on “View Modify Subscription,” tab and select “Cancel My Subscription.” Then select “Cancel My Subscription” from the pop-up box. From here, you will get a confirmation page showing that your subscription is now cancelled. If you do not, please notify us at sunproducecoop@gmail.com.



How to Sign Up for a Farm Bag

□

Thank you for your support the edible education program at Active Family Chiropractic as well as local farms and Sun Produce Cooperative.